



[www.ToneSavvy.com](http://www.ToneSavvy.com)



1. Google Chrome is preferred.
2. Click **Login** in the top right corner of the page. Then click **I am a student**.
3. Your username is **FirstLast** with appropriate capitalization.
4. If you are a doubler the class period is after your name for BOTH periods.
5. Your password is your student number.
6. The teacher code is **153**.

Please Sign In

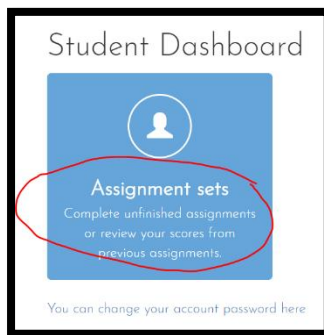
Username

Password

Teacher code

If you are a student, your teacher must provide the teacher code to you. If you are a teacher, you can leave this blank.


7. From the dashboard, click on assignment sets (you may not need this step).



8. Click on the blue View button next to *your* instrument or Advanced assignments.

<input type="button" value="View"/>	Violin
<input type="button" value="View"/>	Viola
<input type="button" value="View"/>	Cello
<input type="button" value="View"/>	Bass
<input type="button" value="View"/>	Advanced Music Theory

9. Click **Do It Now** on the first assignment that needs to be completed. Instrument sets must be completed in order. Advanced assignments may be completed in any order.




10. Always check the assignment details BEFORE you begin, especially for the number of errors allowed. You may also watch the embedded video before you begin if you need help.

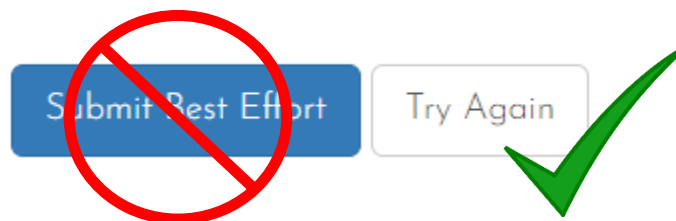
Assignment Details
You can retry this assignment as many times as you'd like before submitting your score and you can submit as many scores as you'd like.
Time limit: 600 seconds
Complete at least: 40
Errors allowed: 4
Hints allowed: 0

Assignment Details
You can retry this assignment as many times as you'd like before submitting your score and you can submit as many scores as you'd like.
Time limit: 600 seconds
Complete at least: 40
Errors allowed: 0

11. The regular assignments are in order from easiest to most difficult. You must pass each assignment before you can move on. There are three assignments on each skill. The requirements are
- First assignment: Four Errors allowed
  - Second assignment: Perfect Score (no time limit, NO errors allowed)
  - Third assignment: Time Limit (NO errors allowed, with a set time limit)
12. You may do the advanced assignments in any order.
13. As you are working you must WATCH your number of errors. If there are 4 errors allowed and you make 5 errors, click **Stop Quiz** and then **Try Again** immediately. If there are ZERO errors allowed and you make one mistake, click **Stop Quiz** and then **Try Again** immediately. DO NOT wait for the time to run out as you will not pass. **DO NOT SUBMIT BEST EFFORT SCORES.**



14. Again, please DO NOT submit best effort scores. Be careful NOT to click the blue button.



15. A touchscreen works best.
16. Be sure to zoom in, especially when you must click on the fingerboard.
17. For listening assignments, you MUST use headphones.